







# Fish

Nicki Boyd, Erica Skelton, Danielle Wawroski

November 18 - 22, 2024

| Mon 18   | Tue 19   | Wed 20   | Thu 21   | Fri 22   |
|--|--|--|--|--|
| Containers - Investigation Question - What do containers hold? - Day 4   | Containers - Celebrating Learning - Celebrating Learning - Day 1   | Containers - Celebrating Learning - Celebrating Learning - Day 2   | Untitled   | Untitled   |
| Daily Experience<br>Opportunity: Small-Group   | Daily Experience<br>Opportunity: Small-Group   | Daily Experience<br>Opportunity: Small-Group   | Indoor Group Experiences   | Indoor Group Experiences   |
|  <b>Playing With Toys</b><br><i>Intentional Teaching Experience</i><br>P26, "Let's Fill Up the Box": Children fill a box with items and then dump it out and fill it up again. |  <b>Playing With Toys</b><br><i>Intentional Teaching Experience</i><br>LL20, "This Is the Same": Children are shown an object and look around the classroom for other objects that share a similar characteristic, e.g., color, shape, size, etc. |  <b>Playing With Toys</b><br><i>Intentional Teaching Experience</i><br>M36, "Number Hunt": Children hunt around the classroom for numeral cards and identify the numerals on the cards. | <i>Intentional Teaching Experience</i><br>LL38, "The Same and Different"<br>Gather a collection of objects that have at least one characteristic in common, e.g., balls, blocks, fabric, paintbrushes, shoes. With very young children, start with 2-3 objects; with older children, use a larger collection of objects. Talk with children about how the items are the same and how they are different. | <i>Intentional Teaching Experience</i><br>LL33, "Silly Clothes"<br>Show the children a variety of interesting dress-up items, e.g., shirts, skirts, shoes, capes, hats. Select an item and name it as you hold it up for the children to see.<br>"Here is a skirt. Look, there's a duck on this skirt. Can you see the duck on it? Yes, it's yellow!"<br>Place the item somewhere unexpected on your body, e.g., put a hat on your knee or a scarf around your ankle. Ask silly questions about where the item belongs |
| Investigating Containers   |  | Celebrating Containers   | Custom   | Custom   |
| Where Do These Belong? Children help clean up items by looking around the classroom and putting them in their appropriate containers.  | Celebrating Containers<br>Reflecting on Containers Invite children to choose a container from the collection and tell or show how to use it.   | I Spy a Container Play an "I Spy" game by giving children clues to find different containers in the classroom.   | Letter of the Month  | Review   |
| Building on the Investigation  | Building on the Celebration  | Building on the Celebration  | Mighty Minutes®  | Custom   |
|  <b>Engaging in Discovery</b> Children clean up classroom items by putting them back in the correct containers.  |  <b>Creating With Art</b> Children create a scrap book using photos of containers.  |  <b>Creating With Art</b> Children create observational drawings of containers.   | <i>Mighty Minutes 19</i><br>"Time to Clean Up!"<br>Sing to the tune of "Did You Ever See a Lassie?" Oh, now it's time to clean up. Let's clean up, let's clean up. Oh, now it's time to clean up. Please come and join me.   | Master Piece<br>Give the children markers or crayons and paper and let   |
|  |  | Custom   |  |  |

# Fish

Custom


Shape of the Month

Daily

Experience

Opportunity:

Mighty Minutes

 **Any Experience**  
*Mighty Minutes 141*,  
"Find the Match":  
Children find the  
missing item in a pair.

Daily

Experience

Opportunity:

Enjoying Stories  
and Books


 **Enjoying Stories  
and Books**  *Book  
Conversation Card 28*  
(with the  
corresponding  
*Highlights Hello* book)

Daily

Experience

Opportunity:

Going Outdoors

 **Going Outdoors**  
*Intentional  
Teaching Experience*  
*P13, "1, 2, 3 Hops"*:  
Children attempt to  
count as they perform  
different movements.

Bible Lesson

God Gets Ready To  
Send The Savior

Custom


Color of the Month

Daily

Experience

Opportunity:

Mighty Minutes


 **Creating With Art**  
*Mighty Minutes*  
*157, "Letters in Our  
Names"*: Children  
attempt to write their  
names on a dry-erase  
board while singing a  
playful song.

Daily

Experience

Opportunity:

Enjoying Stories  
and Books


 **Enjoying Stories  
and Books** *Mighty  
Minutes 153, "Picture  
Talk"*: Children answer  
questions about  
illustrations in a  
wordless book.

Daily

Experience

Opportunity:

Going Outdoors

 **Going Outdoors**  
*Intentional  
Teaching Experience*  
*P35, "Riding Toys"*:  
Children explore riding  
toys.

Bible Lesson


Number of the Month

Daily

Experience

Opportunity:

Mighty Minutes


 **Any Experience**  
*Mighty Minutes 90*,  
"Special Letter Chant":  
Children listen to a  
chant that uses the  
first letter sounds of  
their names.

Daily

Experience

Opportunity:

Enjoying Stories  
and Books


 **Enjoying Stories  
and Books** *Intentional  
Teaching  
Experience 1126*,  
"Reading Rhyming  
Books": Children  
listen to a rhyming  
book.

Daily

Experience

Opportunity:

Going Outdoors

 **Going Outdoors**  
*Mighty Minutes 61*,  
"How Slowly Can You  
Go?": Children move  
as slowly as possible  
during a routine.

Bible Lesson

God Gets Ready to  
Send the Savior

Oh, let's pick up the  
[blocks] now.

The [blocks] now, the  
[blocks] now.

Oh, let's pick up the  
[blocks] now.

Please come and join  
me.

Read-Aloud

Reading

Read books about  
being Thankful &  
Turkeys

Outdoor Group  
Experiences

Riding Bikes/Car

Bible Lesson

God Gets Ready To  
Send The Savior

Chalk Talk- Coloring  
page

Art

Turkey Headband

them create their own  
master piece

Read-Aloud

Reading

Read books about  
being Thankful and  
Turkeys

Outdoor Group  
Experiences

Hopscotch

Draw hopscotch on  
the sidewalk with  
chalk; encourage the  
kids to jump and  
count.

Custom

Master Piece

## Fish

Read the story to the children

God Gets Ready To Send The Savior

Chapel

Art

Encourage the children to write a family letter about the good news and deliver it to the people

Q-Tip Stamping

